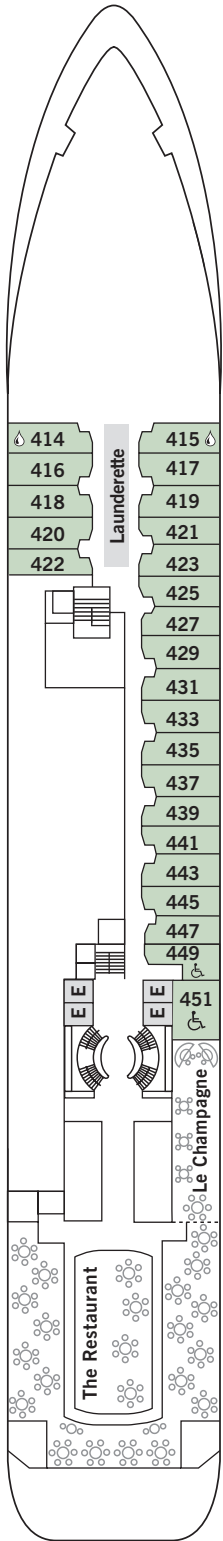
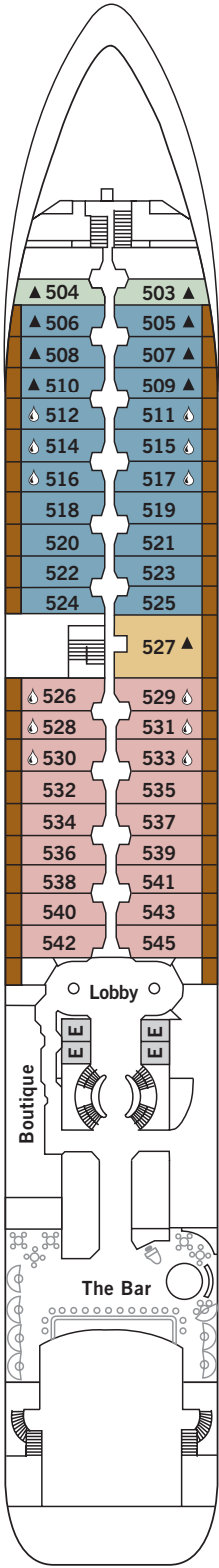


SILVER CLOUD – November 2017



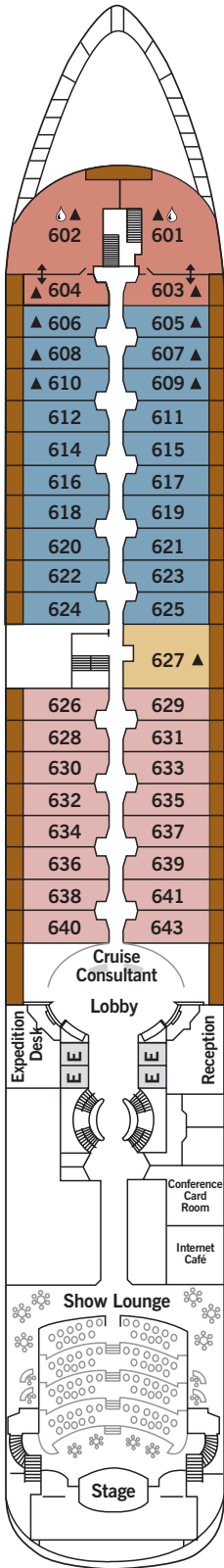
DECK 4

The Restaurant
Le Champagne
Laundrette



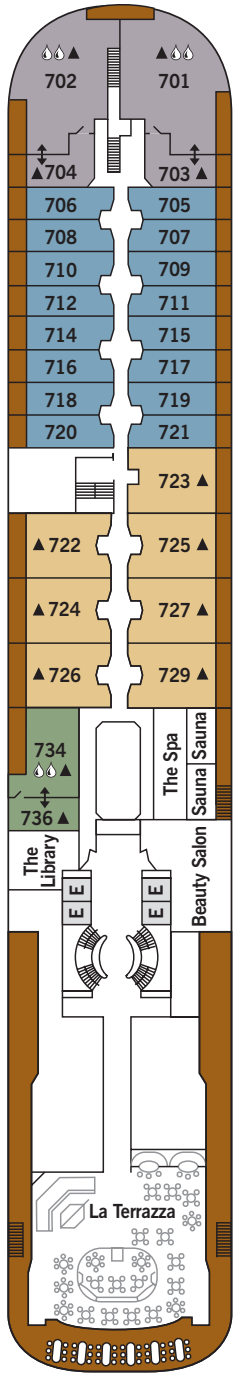
DECK 5

The Bar
Boutique



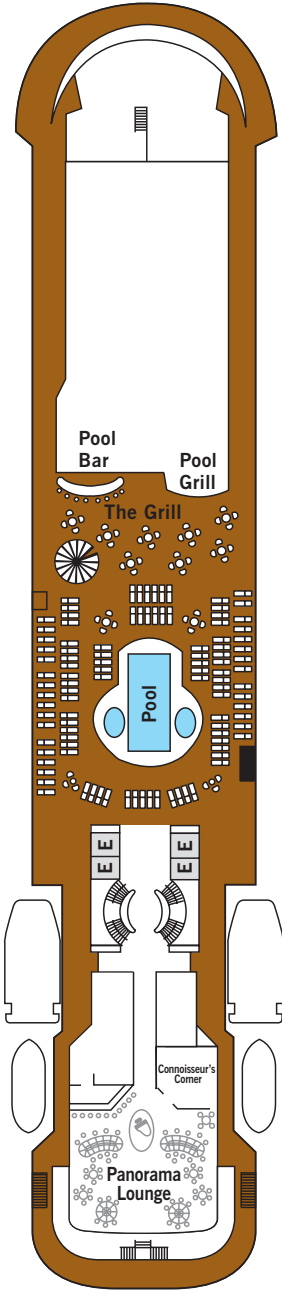
DECK 6

The Show Lounge
Conference/Card Room
Internet Cafe
Reception/Guest Relations
Expedition Desk



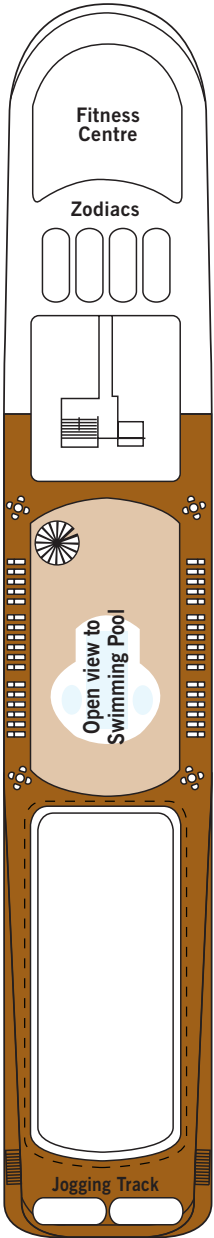
DECK 7

La Terrazza
The Spa at Silversea
Beauty Salon
The Library



DECK 8

Pool
Pool Bar
Pool Grill
The Panorama Lounge
The Connoisseur's Corner



DECK 9

The Fitness Centre
Jogging Track



SUITE CATEGORIES

- Owner's Suite
- Grand Suite
- Royal Suite
- Silver Suite
- Midship Veranda Suite
- Veranda Suite
- Vista Suite

SPECIFICATIONS

- Crew208
- Officers European
- Guests 200/260
- Tonnage 16,800
- Length 514.14 Feet/156.7 Metres
- Width 70.62 Feet/21.5 Metres
- Speed 18 Knots
- Passenger Decks 6
- Connecting Suites
- 3rd Guest Capacity
- Bathtub/Shower Combination
- Bathtub & Separate Shower
- Handicap Suites
- 449, 451
- Built 1994
- Registry Bahamas
- Ice-class Rating 1C

Deck plans are for illustration purposes only and may be subject to change.

Suite diagrams shown are for illustration purposes only and may vary from actual square footage. Please refer to suite specifications for square footage.

SILVER CLOUD – 2017 Suite Diagrams

All suites feature:

- Butler service
- Refrigerator and bar setup stocked with your preferences
- European bath amenities
- Pratesi® fine bed linens and down duvet covers
- Premium mattresses
- A choice of pillow
- Plush robes and slippers
- Personalised stationery
- Binoculars
- Umbrella
- WiFi Internet access (fee applies)
- Complimentary Interactive mobile content



OWNER'S SUITE

Available as a one-bedroom configuration or as two bedrooms (as illustrated) by adjoining with a Vista Suite.

1 BEDROOM: 587 SQ. FT. / 55 M²
INCLUDING VERANDA (89 SQ. FT. / 8 M²)

2 BEDROOM: 827 SQ. FT. / 77 M²
INCLUDING VERANDA (89 SQ. FT. / 8 M²)

- Large teak veranda with patio furniture and floor-to-ceiling glass doors; two bedroom has additional large picture window
- Living room with sitting area; two-bedroom has additional sitting area
- Separate dining area
- Twin beds or queen-sized bed; two-bedroom has additional twin beds or queen-sized bed
- Marbled bathrooms with full-sized tub and separate shower; plus a powder room; two-bedroom has additional marbled bathroom with shower
- Walk-in wardrobe(s) with personal safe
- Vanity table(s) with hair dryer
- Writing desk(s)
- Flat screen television(s) with satellite reception
- Bang & Olufsen audio system
- Illy Espresso machine
- Direct-dial telephone(s)



GRAND SUITE

Available as a one-bedroom configuration or as two bedrooms (as illustrated) by adjoining with a Veranda Suite.

1 BEDROOM: 1,019 SQ. FT. / 95 M²
INCLUDING VERANDA (145 SQ. FT. / 14 M²)

2 BEDROOM: 1,314 SQ. FT. / 122 M²
INCLUDING VERANDA (194 SQ. FT. / 18.5 M²)

- Two teak verandas with patio furniture and floor-to-ceiling glass doors; two-bedroom has additional veranda
- Living room with sitting area; two-bedroom has additional sitting area
- Separate dining area
- Twin beds or queen-sized bed; two-bedroom has additional twin beds or queen-sized bed
- Marbled bathroom with full-sized tub and separate shower; two-bedroom has additional marbled bathroom with shower
- Walk-in wardrobe(s) with personal safe
- Vanity table(s) with hair dryer
- Writing desk(s)
- Flat screen television(s) and satellite reception
- Bang & Olufsen audio system
- Illy Espresso machine
- Direct-dial telephone(s)



ROYAL SUITE

Available as a one-bedroom configuration or as two bedrooms (as illustrated) by adjoining with a Veranda Suite.

1 BEDROOM: 736 SQ. FT. / 69 M²
INCLUDING VERANDA (126 SQ. FT. / 12 M²)

2 BEDROOM: 1,031 SQ. FT. / 96 M²
INCLUDING VERANDA (175 SQ. FT. / 16.5 M²)

- Large teak veranda with patio furniture and floor-to-ceiling glass doors; two-bedroom has additional veranda
- Living room with sitting area; two-bedroom has additional sitting area
- Separate dining area
- Twin beds or queen-sized bed; two-bedroom has additional twin beds or queen-sized bed
- Marbled bathroom with full-sized tub and separate shower; two-bedroom has additional marbled bathroom with shower
- Walk-in wardrobe(s) with personal safe
- Vanity table(s) with hair dryer
- Writing desk(s)
- Flat screen television(s) with satellite reception
- Bang & Olufsen audio system
- Illy Espresso machine
- Direct-dial telephone(s)



SILVER SUITE

Silver Suites accommodate three guests.

541 SQ. FT. / 50 M²
INCLUDING VERANDA (92 SQ. FT. / 8 M²)

- Teak veranda with patio furniture and floor-to-ceiling glass doors
- Living room (with convertible sofa to accommodate an additional guest)
- Sitting area
- Separate dining area
- Twin beds or queen-sized bed
- Marbled bathroom with shower
- Walk-in wardrobe with personal safe
- Vanity table with hair dryer
- Writing desk
- Flat screen television with satellite reception
- Bang & Olufsen audio system
- Illy Espresso machine
- Direct-dial telephone



VERANDA/MIDSHIP VERANDA SUITE

Some Veranda Suites accommodate three guests. The Midship Veranda Suite offers preferred central location with identical accommodation to a Veranda Suite.

295 SQ. FT. / 27 M²
INCLUDING VERANDA (49 SQ. FT. / 4.5 M²)

- Teak veranda with patio furniture and floor-to-ceiling glass doors
- Sitting area
- Twin beds or queen-sized bed
- Marbled bathroom with shower (some with tub/shower combination)
- Walk-in wardrobe with personal safe
- Vanity table with hair dryer
- Writing desk
- Flat screen television with satellite reception
- Direct-dial telephone



Shower and tub



Shower only

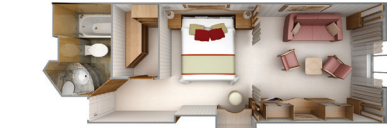


VISTA SUITE

Some Vista Suites accommodate three guests.

240 SQ. FT. / 22 M²

- Large picture window providing panoramic ocean views
- Sitting area
- Twin beds or queen-sized bed
- Marbled bathroom with shower (some with tub/shower combination)
- Walk-in wardrobe with personal safe
- Vanity table with hair dryer
- Writing desk
- Flat screen television with satellite reception
- Direct-dial telephone



Shower and tub



Shower only